

IPEDS 2020-21 Data Collection System

IPEDS HELP DESK (877) 225-2568 | ipedshelp@rti.org
OMB NO. 1850-0582 v.27 : Approval Expires 8/31/2022
User ID: P1961491

Finance 2020-21

Institution: SUNY Cortland (196149)

User ID: P1961491

Overview

Overview

The purpose of the IPEDS Finance component is to collect basic financial information from items associated with the institution's General Purpose Financial Statements.

Data Reporting Reminder:

- Report data to accurately reflect the time period corresponding with the IPEDS survey component, even if such reporting is seemingly inconsistent with prior-year reporting. For example, if a summer term began later than usual due to Coronavirus Pandemic postponements, continue to report using the timeframes as defined in the IPEDS instructions. NCES expects that some data reported during the 2020-21 data collection year will vary from established prior trends due to the impacts of Coronavirus Pandemic. If an error edit is triggered even when submitting accurate data, please indicate in the corresponding context box or verbally to the Help Desk that the seemingly inconsistent data are accurate and reflect the effects of Coronavirus Pandemic.

Changes to reporting for 2020-21:

Using GASB Reporting Standards:

- Screening question on pension and Postemployment Benefits Other than Pension (OPEB) has been split into two questions in General Information.
- Part E has been relabeled to become Part E-1 and new screen Part E-2 on Sources of Discounts and Allowances has been added.
- New data elements have been added to Part H to collect more detail on the change in endowments and all instances of "endowment assets" have been revised to "endowment net assets." (degree-granting public institutions only)
- New data elements for Postemployment Benefits Other than Pension (OPEB) have been added to Part M-2.
- New screen and data elements have been added to collect numerator and denominator for financial health ratios calculations in Part N. (degree-granting public institutions only)

Using FASB Reporting Standards:

- New screening question on athletics revenues has been added to General Information. (degree-granting private, not-for-profit institutions only)
- Part C has been relabeled to become Part C1 and new screen Part C2 on Sources of Discounts and Allowances has been added.
- New data elements have been added to Part H to collect more detail on the change in endowments and all instances of "endowment assets" have been revised to "endowment net assets." (degree-granting private, not-for-profit institutions only)
- New screen and data elements have been added to collect numerator and denominator for financial health ratios calculations in Part I. (degree-granting private, not-for-profit institutions only)

For-Profit Institutions:

- Part C has been relabeled to become Part C1 and new screen Part C2 on Sources of Discounts and Allowances has been added.
- New screen and data elements have been added to collect numerator and denominator for financial health ratios calculations in Part G. (degree-granting private, for-profit institutions)

Resources:

- To download the survey materials for this component: [Survey Materials](#)
- To access your prior year data submission for this component: [Reported Data](#)

If you have questions about completing this survey, please contact the **IPEDS Help Desk at (877) 225-2568**.

Institution: SUNY Cortland (196149)

User ID: P1961491

Finance - Public Institutions' Reporting Standard

Reporting Standard

Please indicate which reporting standards are used to prepare your financial statements:

- GASB (Governmental Accounting Standards Board), using standards of GASB 34 & 35
- FASB (Financial Accounting Standards Board)

Please consult your business officer for the correct response before saving this screen. Your response to this question will determine the forms you will receive for reporting finance data.

Institution: SUNY Cortland (196149)

User ID: P1961491

Finance - Public Institutions Using GASB Standards

General Information: GASB-Reporting Institutions (aligned form)

Reporting Reminder:

- To the extent possible, the finance data requested in this report should be provided from your institution's audited General Purpose Financial Statements (GPFS).
- Please refer to the instructions specific to each screen of the survey for details and references.

1. Fiscal Year Calendar

This report covers financial activities for the 12-month fiscal year: (The fiscal year reported should be the most recent fiscal year ending before October 1, 2020.)

Beginning: month/year (MMYYYY)	Month: <input type="text" value="7"/>	Year: <input type="text" value="2019"/>
And ending: month/year (MMYYYY)	Month: <input type="text" value="6"/>	Year: <input type="text" value="2020"/>

2. Audit Opinion

Did your institution receive an unqualified opinion on its General Purpose Financial Statements from your auditor for the fiscal year noted above? (If your institution is audited only in combination with another entity, answer this question based on the audit of that entity.)

- Unqualified
 Qualified (Explain in box below)
 Don't know OR in progress (Explain in box below)

3. Reporting Model

GASB Statement No. 34 offers three alternative reporting models for special-purpose governments like colleges and universities. Which model is used by your institution?

- Business-type activities
 Governmental Activities
 Governmental Activities with Business-Type Activities

4. Intercollegiate Athletics

a) If your institution participates in intercollegiate athletics, are the expenses accounted for as auxiliary enterprises or treated as student services?

- Auxiliary enterprises
 Student services
 Does not participate in intercollegiate athletics
 Other (specify in box below)

b) If your institution participates in intercollegiate athletics, indicate the category where these revenues are included (check all that apply):

- Sales and services of educational activities
 Sales and services of auxiliary enterprises
 Does not have intercollegiate athletics revenue
 Other (specify in box below)

5. Endowment AssetsDoes this institution or any of its foundations or other affiliated organizations own endowment assets ?

- No
 Yes - (report endowment assets)

6. Pension


Does your institution include defined benefit pension liabilities, expenses, and/or deferrals in its General Purpose Financial Statements?

- No
 Yes

7. Postemployment Benefits Other than Pension (OPEB)

Does your institution include postemployment benefits other than pension (OPEB) liabilities, expenses, and/or deferrals in its General Purpose Financial Statements? (No/Yes)

- No
 Yes

 You may use the box below to provide additional context for the data you have reported above. Context notes will be posted on the College Navigator website. Therefore, you should write all context notes using proper grammar (e.g., complete sentences with punctuation) and common language that can be easily understood by students and parents (e.g., spell out acronyms).


Part A - Statement of Net Position Page 1

Most recent fiscal year ending before October 2020			
If your institution is a parent institution then the amounts reported in Parts A and D should include ALL of your child institutions			
Line no.		Current year amount	Prior year amount
Assets			
01	Total <u>current assets</u>	50,942,638	54,320,735
31	Depreciable <u>capital assets</u> , net of depreciation	333,273,741	318,950,640
04	Other noncurrent assets CV=[A05-A31]	24,641,465	6,051,872
05	Total <u>noncurrent assets</u>	357,915,206	325,002,512
06	Total assets CV=(A01+A05)	408,857,844	379,323,247
19	<u>Deferred outflows of resources</u>	189,633	212,287
Liabilities			
07	<u>Long-term debt, current portion</u>	11,206,351	9,991,746
08	Other current liabilities CV=(A09-A07)	19,597,650	18,519,787
09	Total <u>current liabilities</u>	30,804,001	28,511,533
10	<u>Long-term debt</u>	312,050,710	266,543,944
11	Other noncurrent liabilities CV=(A12-A10)	3,821,249	4,486,941
12	Total <u>noncurrent liabilities</u>	315,871,959	271,030,885
13	Total liabilities CV=(A09+A12)	346,675,960	299,542,418
20	<u>Deferred inflows of resources</u>	377,944	206,940
Net Position			
14	<u>Invested in capital assets, net of related debt</u>	34,878,439	47,024,867
15	<u>Restricted-expendable</u>	215,628	292,042
16	<u>Restricted-nonexpendable</u>	0	0
17	<u>Unrestricted</u> CV=[A18-(A14+A15+A16)]	26,899,506	32,469,267
18	Net position CV=[(A06+A19)-(A13+A20)]	61,993,573	79,786,176

You may use the box below to provide additional context for the data you have reported above. Context notes will be posted on the College Navigator website. Therefore, you should write all context notes using proper grammar (e.g., complete sentences with punctuation) and common language that can be easily understood by students and parents (e.g., spell out acronyms).


Part A - Statement of Net Position Page 2

Most recent fiscal year ending before October 2020			
Line No.	Description	Ending balance	Prior year Ending balance
Capital Assets			
21	<u>Land and land improvements</u>	35,049,662	34,037,124
22	<u>Infrastructure</u>	19,864,448	19,864,448
23	<u>Buildings</u>	416,443,317	402,601,991
32	Equipment, including art and <u>library collections</u>	26,337,672	26,918,517
27	<u>Construction in progress</u>	23,892,258	10,951,364
	Total for Plant, Property and Equipment CV = (A21+ .. A27)	521,587,357	494,373,444
28	<u>Accumulated depreciation</u>	188,313,617	175,422,804
33	Intangible assets, net of accumulated amortization	0	0
34	Other capital assets	0	0

 You may use the box below to provide additional context for the data you have reported above. Context notes will be posted on the College Navigator website. Therefore, you should write all context notes using proper grammar (e.g., complete sentences with punctuation) and common language that can be easily understood by students and parents (e.g., spell out acronyms).

Part D - Summary of Changes In Net Position

Most recent fiscal year ending before October 2020			
If your institution is a parent institution then the amounts reported in Parts A and D should include ALL of your child institutions			
Line No.	Description	Current year amount	Prior year amount
01	Total revenues and other additions for this institution AND all of its child institutions	165,799,352	179,406,386
02	Total expenses and deductions for this institution AND all of its child institutions	174,884,919	176,320,350
03	Change in net position during year CV=(D01-D02)	<input checked="" type="checkbox"/> -9,085,567	308,6036
04	<u>Net position</u> beginning of year for this institution AND all of its child institutions	79,786,176	-22,792,7246
05	<u>Adjustments to beginning net position</u> and other gains or losses CV=[D06-(D03+D04)]	-8,707,036	30,462,7386
06	Net position end of year for this institution AND all of its child institutions (from A18)	61,993,573	7,978,6176


 You may use the box below to provide additional context for the data you have reported above. Context notes will be posted on the College Navigator website. Therefore, you should write all context notes using proper grammar (e.g., complete sentences with punctuation) and common language that can be easily understood by students and parents (e.g., spell out acronyms).

Institution: SUNY Cortland (196149)

User ID: P1961491

Part E-1 - Scholarships and Fellowships

Most recent fiscal year ending before October 2020			
Do not report Federal Direct Student Loans (FDSL) anywhere in this section.			
Line No.	Scholarships and Fellowships	Current year amount	Prior year amount
01	<u>Pell grants</u> (federal)	9,325,991	9,746,973
02	<u>Other federal grants</u> (Do NOT include FDSL amounts)	<input checked="" type="checkbox"/> 4,267,135	1,303,122
03	<u>Grants by state government</u>	10,074,395	10,503,450
04	<u>Grants by local government</u>	0	0
05	<u>Institutional grants from restricted resources</u>	436,737	1,654,570
06	<u>Institutional grants from unrestricted resources</u> CV=[E07-(E01+...+E05)]	5,889,657	6,792,001
07	Total revenue that funds scholarships and fellowships	29,993,915	30,000,116
<u>Discounts and Allowances</u>			
08	<u>Discounts and allowances</u> applied to <u>tuition and fees</u>	16,300,007	15,688,369
09	<u>Discounts and allowances</u> applied to sales and services of <u>auxiliary enterprises</u>	2,761,521	4,364,232
10	Total discounts and allowances CV=(E08+E09)	19,061,528	20,052,601
11	Net scholarships and fellowships expenses after deducting discounts and allowances CV= (E07-E10) This amount will be carried forward to C10 of the expense section.	10,932,387	9,947,515

 You may use the box below to provide additional context for the data you have reported above. Context notes will be posted on the College Navigator website. Therefore, you should write all context notes using proper grammar (e.g., complete sentences with punctuation) and common language that can be easily understood by students and parents (e.g., spell out acronyms).

Institution: SUNY Cortland (196149)

User ID: P1961491

Part E-2 - Sources of Discounts and Allowances

Most recent fiscal year ending before October 2020

Line No.	Source of Discounts and Allowances	Amount of Source Applied to:		
		Tuition and fees discounts & allowances	Auxiliary enterprises discounts & allowances	Total discounts & allowances
12	Pell grants (federal)	3,456,450	1,533,192	4,989,642
13	Other federal grants (Do NOT include FDSL amounts)	424,439	188,270	612,709
14	Grants by state government	10,074,395	0	10,074,395
15	Grants by local government	0	0	0
16	Endowments and gifts	161,866	71,800	233,666
17	Other institutional sources CV=[E18-(E12+E13+ ... +E16)]	2,182,857	968,259	3,151,116
18	Total (from Part E1 line 8, 9 and 10)	16300007	2761521	19,061,528

Institution: SUNY Cortland (196149)

User ID: P1961491

Part B - Revenues by Source (1)

Most recent fiscal year ending before October 2020			
Line No.	Source of Funds	Current year amount	Prior year amount
<u>Operating Revenues</u>			
01	<u>Tuition and fees</u> , after deducting <u>discounts & allowances</u>	38,299,522	39,068,668
Grants and contracts - operating			
02	Federal operating grants and contracts	1,826,623	2,023,261
03	State operating grants and contracts	505,508	660,754
04	Local government/private operating grants and contracts	2,688,730	8,825,500
04a	Local government operating grants and contracts	0	0
04b	Private operating grants and contracts	2,688,730	8,825,500
05	Sales and services of <u>auxiliary enterprises</u> , after deducting <u>discounts and allowances</u>	21,157,449	27,271,580
06	<u>Sales and services of hospitals</u> , after deducting <u>patient contractual allowances</u>	0	0
26	<u>Sales and services of educational activities</u>	0	0
07	<u>Independent operations</u>	0	0
08	Other sources - operating CV=[B09-(B01++B07)]	1,318,077	156,060
09	Total operating revenues	65,795,909	78,005,823

Institution: SUNY Cortland (196149)


User ID: P1961491

Part B - Revenues by Source (2)

Most recent fiscal year ending before October 2020			
Line No.	Source of funds	Current year amount	Prior year amount
<u>Nonoperating Revenues</u>			
10	Federal <u>appropriations</u>	0	0
11	State <u>appropriations</u>	71,589,853	76,914,699
12	<u>Local appropriations, education district taxes, and similar support</u>	0	0
Grants-nonoperating			
13	Federal nonoperating grants Do NOT include Federal Direct Student Loans	16,715,064	11,050,095
14	State nonoperating grants	10,074,395	10,503,450
15	Local government nonoperating grants	0	0
16	<u>Gifts, including contributions from affiliated organizations</u>	436,737	1,654,570
17	<u>Investment income</u>	872,280	1202851
18	Other nonoperating revenues CV=[B19-(B10+...+B17)]	87,167	15,198
19	Total nonoperating revenues	99,775,496	101,340,863
27	Total operating and nonoperating revenues CV=[B19+B09]	165,571,405	179,346,686
28	<u>12-month Student FTE from E12</u>	6,704	6,702
29	Total operating and nonoperating revenues per student FTE CV=[B27/B28]	24,697	26,760

Part B - Revenues by Source (3)

Most recent fiscal year ending before October 2020			
Line No.	Source of funds	Current year amount	Prior year amount
Other Revenues and Additions			
20	<u>Capital appropriations</u>	<input type="text" value="0"/>	0
21	<u>Capital grants and gifts</u>	<input type="text" value="227,947"/>	59,700
22	<u>Additions to permanent endowments</u>	<input checked="" type="checkbox"/> <input type="text" value="0"/>	0
23	Other revenues and additions CV=[B24-(B20+...+B22)]	0	0
24	Total other revenues and additions CV=[B25-(B9+B19)]	227,947	59,700
25	Total all revenues and other additions	<input type="text" value="165,799,352"/>	179,406,386

 You may use the box below to provide additional context for the data you have reported above. Context notes will be posted on the College Navigator website. Therefore, you should write all context notes using proper grammar (e.g., complete sentences with punctuation) and common language that can be easily understood by students and parents (e.g., spell out acronyms).

Institution: SUNY Cortland (196149)


User ID: P1961491

Part C-1 - Expenses by Functional Classification

Most recent fiscal year ending before October 2020					
Report Total Operating AND Nonoperating Expenses in this section					
Line No.	Expense: Functional Classifications	Total amount	Prior Year Total Amount	Salaries and wages	Prior Year Salaries and wages
		(1)		(2)	
01	<u>Instruction</u>	67,498,169	67,717,838	30,560,231	30,434,934
02	<u>Research</u>	436,806	476,683	173,999	272,599
03	<u>Public service</u>	1,401,966	1,544,527	734,123	772,235
05	<u>Academic support</u>	24,140,679	23,665,553	8,020,228	7,917,222
06	<u>Student services</u>	12,386,745	11,974,061	5,716,110	5,456,805
07	<u>Institutional support</u>	25,948,453	26,393,153	10,524,106	10,693,067
10	Scholarships and fellowships expenses, net of <u>discounts and allowances</u> (from Part E, line 11)	10932387	9,947,515		
11	<u>Auxiliary enterprises</u>	29,902,882	32,193,766	7,516,163	8,085,854
12	<u>Hospital services</u>	0	0	0	0
13	<u>Independent operations</u>	0	0	0	0
14	Other Functional Expenses and deductions CV=[C19-(C01+...+C13)]	2,236,832	2,407,254	0	0
19	Total expenses and deductions	174,884,919	176,320,350	63,244,960	63,632,716

Part C-2 - Expenses by Natural Classification

Most recent fiscal year ending before October 2020			
Line No.	Expense: Natural Classifications	Total Amount	Prior year amount
19-2	<u>Salaries and Wages</u> (from Part C-1, Column 2 line 19)	63244960	63,632,716
19-3	<u>Benefits</u>	39,648,740	39,417,188
19-4	<u>Operation and Maintenance of Plant</u> (as a natural expense)	17,120,557	15,550,061
19-5	<u>Depreciation</u>	14,331,743	14,193,045
19-6	<u>Interest</u>	12,689,641	13,636,797
19-7	<u>Other Natural Expenses and Deductions</u> CV=[C19-1 - (C19-2 + ... + C19-6)]	27,849,278	29,890,543
19-1	Total Expenses and Deductions (from Part C-1, Line 19)	174884919	176,320,350
20-1	<u>12-month Student FTE</u> (from E12 survey)	6,704	6,702
21-1	Total expenses and deductions per student FTE CV=[C19-1/C20-1]	26,087	26,309


 You may use the box below to provide additional context for the data you have reported above. Context notes will be posted on the College Navigator website. Therefore, you should write all context notes using proper grammar (e.g., complete sentences with punctuation) and common language that can be easily understood by students and parents (e.g., spell out acronyms).

Institution: SUNY Cortland (196149)

User ID: P1961491

Part H - Details of Endowment Net Assets

Most recent fiscal year ending before October 2020			
Include not only endowment net assets held by the institution, but any assets held by private foundations affiliated with the institution.			
Line No.	Value of Endowment Net Assets	Market Value	Prior Year Amounts
01	Value of endowment net assets at the beginning of the fiscal year	42,167,052	39,542,800
02	Value of endowment net assets at the end of the fiscal year	43,475,499	42,167,052
03	Change in value of endowment net assets CV=[H02-H01]	1,308,447	
03a	New gifts and additions	2,305,133	
03b	Endowment net investment return	-46,725	
03c	Spending distribution for current use	-794,067	
03d	Other CV=[H03-(H03a+H03b+H03c)]	-155,894	

 You may use the box below to provide additional context for the data you have reported above. Context notes will be posted on the College Navigator website. Therefore, you should write all context notes using proper grammar (e.g., complete sentences with punctuation) and common language that can be easily understood by students and parents (e.g., spell out acronyms).


Institution: SUNY Cortland (196149)

User ID: P1961491

Part N - Financial Health


Most recent fiscal year ending before October 2020

Line No.	Description <i>(If your institution is a parent institution then the amounts reported should include ALL of your child institutions. Include amounts for the institution's FASB component unit.)</i>	Current year amount
01	Operating income (Loss) + net nonoperating revenues (expenses)	-11,428,749
02	Operating revenues + nonoperating revenues	187,255,925
03	Change in net position	-8,247,675
04	Net position	143,332,702
05	Expendable net assets	87,090,974
06	Plant-related debt	324,875,761
07	Total expenses	198,684,674

 You may use the box below to provide additional context for the data you have reported above. Context notes will be posted on the College Navigator website. Therefore, you should write all context notes using proper grammar (e.g., complete sentences with punctuation) and common language that can be easily understood by students and parents (e.g., spell out acronyms).


Part J - Revenue Data for the Census Bureau

Most recent fiscal year ending before October 2020					
Source and type	Amount				
	Total for all funds and operations (includes endowment funds, but excludes component units)	Education and general/independent operations	Auxiliary enterprises	Hospitals	Agriculture extension/experiment services
	(1)	(2)	(3)	(4)	(5)
01 Tuition and fees	54,599,529	54,599,529			
02 Sales and services	23,918,970	<input type="text" value="0"/>	23,918,970	0	<input type="text" value="0"/>
03 Federal grants/contracts (excludes Pell Grants)	1,826,623	<input type="text" value="1,826,623"/>	<input type="text" value="0"/>	<input type="text" value="0"/>	<input type="text" value="0"/>
Revenue from the state government:					
04 State appropriations, current & capital	71,589,853	<input type="text" value="71,589,853"/>	<input type="text" value="0"/>	<input type="text" value="0"/>	<input type="text" value="0"/>
05 State grants and contracts	505,508	<input type="text" value="505,508"/>	<input type="text" value="0"/>	<input type="text" value="0"/>	<input type="text" value="0"/>
Revenue from local governments:					
06 Local appropriation, current & capital	0	<input type="text" value="0"/>	<input type="text" value="0"/>	<input type="text" value="0"/>	<input type="text" value="0"/>
07 Local government grants/contracts	0	<input type="text" value="0"/>	<input type="text" value="0"/>	<input type="text" value="0"/>	<input type="text" value="0"/>
08 Receipts from property and non- property taxes	<input type="text" value="0"/>				
09 Gifts and private grants, NOT including capital grants	<input type="text" value="664,684"/>				
10 Interest earnings	<input type="text" value="872,280"/>				
11 Dividend earnings	<input type="text" value="0"/>				
12 <u>Realized capital gains</u>	<input type="text" value="0"/>				

 You may use the box below to provide additional context for the data you have reported above. Context notes will be posted on the College Navigator website. Therefore, you should write all context notes using proper grammar (e.g., complete sentences with punctuation) and common language that can be easily understood by students and parents (e.g., spell out acronyms).

Part K - Expenditure Data for the Census Bureau

Most recent fiscal year ending before October 2020						
Category		Total for all funds and operations (includes endowment funds, but excludes component units)	Education and general/independent operations	Auxiliary enterprises	Hospitals	Agriculture extension/experiment services
		(1)	(2)	(3)	(4)	(5)
02	Employee benefits, total	43,929,602	39,352,072	4,577,530	0	0
03	Payment to state retirement funds (may be included in line 02 above)	11,937,039	10,679,830	1,257,209	0	0
04	Current expenditures including salaries	134,694,316	117,349,349	17,344,967	0	0
Capital outlays						
05	Construction	28,491,991	25,499,889	2,992,102	0	0
06	Equipment purchases	376,644	376,644	0	0	0
07	Land purchases	1,311,258	1,311,258	0	0	0
08	Interest on debt outstanding, all funds and activities	1,873,493				

 You may use the box below to provide additional context for the data you have reported above. Context notes will be posted on the College Navigator website. Therefore, you should write all context notes using proper grammar (e.g., complete sentences with punctuation) and common language that can be easily understood by students and parents (e.g., spell out acronyms).


Institution: SUNY Cortland (196149)

User ID: P1961491

Part L - Debt and Assets for Census Bureau, page 1


Most recent fiscal year ending before October 2020

Debt		
	Category	Amount
01	Long-term debt outstanding at beginning of fiscal year	<input type="text"/>
02	Long-term debt issued during fiscal year	<input type="text"/>
03	Long-term debt retired during fiscal year	<input type="text"/>
04	Long-term debt outstanding at end of fiscal year	<input type="text"/>
05	Short-term debt outstanding at beginning of fiscal year	<input type="text"/>
06	Short-term debt outstanding at end of fiscal year	<input type="text"/>

 You may use the box below to provide additional context for the data you have reported above. Context notes will be posted on the College Navigator website. Therefore, you should write all context notes using proper grammar (e.g., complete sentences with punctuation) and common language that can be easily understood by students and parents (e.g., spell out acronyms).

Part L - Debt and Assets for Census Bureau, page 2

Most recent fiscal year ending before October 2020		
Assets		
	Category	Amount
07	Total cash and security assets held at end of fiscal year in sinking or debt service funds	<input type="text"/>
08	Total cash and security assets held at end of fiscal year in bond funds	<input type="text"/>
09	Total cash and security assets held at end of fiscal year in all other funds	<input type="text"/>

 You may use the box below to provide additional context for the data you have reported above. Context notes will be posted on the College Navigator website. Therefore, you should write all context notes using proper grammar (e.g., complete sentences with punctuation) and common language that can be easily understood by students and parents (e.g., spell out acronyms).

Institution: SUNY Cortland (196149)

User ID: P1961491

Prepared by

Prepared by

Reporting Reminders:

- The name of the preparer is being collected so that we can follow up with the appropriate person in the event that there are questions concerning the data.
- The Keyholder will be copied on all email correspondence to other preparers.
- The time it took to prepare this component is being collected so that we can continue to improve our estimate of the reporting burden associated with IPEDS.
- Please include in your estimate the time it took for you to review instructions, query and search data sources, complete and review the component, and submit the data through the Data Collection System.
- Thank you for your assistance.

This survey component was prepared by:

<input type="radio"/>	Keyholder	<input type="radio"/>	SFA Contact	<input type="radio"/>	HR Contact
<input type="radio"/>	Finance Contact	<input type="radio"/>	Academic Library Contact	<input type="radio"/>	Other
Name:		<input type="text"/>			
Email:		<input type="text"/>			

How many staff from your institution only were involved in the data collection and reporting process of this survey component?

Number of Staff (including yourself)

How many hours did you and others from your institution only spend on each of the steps below when responding to this survey component?
Exclude the hours spent collecting data for state and other reporting purposes.

Staff member	Collecting Data Needed	Revising Data to Match IPEDS Requirements	Entering Data	Revising and Locking Data
Your office	<input type="text"/> hours	<input type="text"/> hours	<input type="text"/> hours	<input type="text"/> hours
Other offices	<input type="text"/> hours	<input type="text"/> hours	<input type="text"/> hours	<input type="text"/> hours

Summary

Finance Survey Summary

IPEDS collects important information regarding your institution. All data reported in IPEDS survey components become available in the IPEDS Data Center and appear as aggregated data in various Department of Education reports. Additionally, some of the reported data appears specifically for your institution through the College Navigator website and is included in your institution's Data Feedback Report (DFR). The purpose of this summary is to provide you an opportunity to view some of the data that, when accepted through the IPEDS quality control process, will appear on the College Navigator website and/or your DFR. College Navigator is updated approximately three months after the data collection period closes and Data Feedback Reports will be available through the [Data Center](#) and sent to your institution's CEO in November 2020.

Please review your data for accuracy. If you have questions about the data displayed below after reviewing the data reported on the survey screens, please contact the IPEDS Help Desk at: 1-877-225-2568 or ipedshelp@rti.org.

Core Revenues			
Revenue Source	Reported values	Percent of total core revenues	Core revenues per FTE enrollment
Tuition and fees	\$38,299,522	26%	\$5,713
State appropriations	\$71,589,853	49%	\$10,679
Local appropriations	\$0	0%	\$0
Government grants and contracts	\$29,121,590	20%	\$4,344
Private gifts, grants, and contracts	\$3,125,467	2%	\$466
Investment income	\$872,280	1%	\$130
Other core revenues	\$1,633,191	1%	\$244
Total core revenues	\$144,641,903	100%	\$21,575
Total revenues	\$165,799,352	N/A	\$24,731

Other core revenues include federal appropriations; sales and services of educational activities; other operating and nonoperating sources; and other revenues and additions (e.g., capital appropriations, capital grants and gifts, etc.). Core revenues exclude revenues from auxiliary enterprises (e.g., bookstores, dormitories), hospitals, and independent operations. For institutions reporting in Full parent/child relationships, core revenues per FTE enrollment amounts will not be allocated to child institutions.

Core Expenses			
Expense function	Reported values	Percent of total core expenses	Core expenses per FTE enrollment
Instruction	\$67,498,169	47%	\$10,068
Research	\$436,806	0%	\$65
Public service	\$1,401,966	1%	\$209
Academic support	\$24,140,679	17%	\$3,601
Institutional support	\$25,948,453	18%	\$3,871
Student services	\$12,386,745	9%	\$1,848
Other core expenses	\$13,169,219	9%	\$1,964
Total core expenses	\$144,982,037	100%	\$21,626
Total expenses	\$174,884,919	N/A	\$26,087

Other core expenses include scholarships and fellowships, net of discounts and allowances, and other expenses. Core expenses exclude expenses from auxiliary enterprises (e.g., bookstores, dormitories), hospitals, and independent operations. For institutions reporting in Full parent/child relationships, core expenses per FTE enrollment amounts will not be allocated to child institutions.

Calculated value	
	Calculated value
FTE enrollment	6704

The full-time equivalent (FTE) enrollment used in this report is the sum of the institution's FTE undergraduate enrollment and FTE graduate enrollment (as calculated from or reported on the 12-month Enrollment component). FTE is estimated using 12-month instructional activity (credit and/or clock hours). All doctor's degree students are reported as graduate students.

Edit Report

Finance

Source	Description	Severity	Resolved	Options
Screen: Changes to Net Position				
Upload File	The calculated amount of change in net position during the year in Part D (line 03) is expected to be greater than zero. Please confirm that the data reported are correct. (Error #5202)	Confirmation	Yes	
Screen: Scholarships & Fellowships				
Upload File	The amount reported is outside the expected range of between 651,561 and 1,954,683 when compared with the prior year value. Please correct your data or explain. (Error #5301)	Explanation	Yes	
Reason	Increase due to HEERF student emergency financial aid grants.			
Screen: Revenues Part 3				
Upload File	The amount of additions to permanent endowments reported in Part B (line 22) should not be zero or blank. Please confirm that the data reported are correct. (Error #5231)	Confirmation	Yes	
Related Screens	Revenues Part 3			